

TPC SAWGRASS

HOME OF THE PLAYERS



THE PLAYERS STADIUM COURSE

YARDAGE GUIDE

Slope/Rating	Average Drive	Recommended Teeing Ground
<u>Gentlemen's</u>		
155/76.4	285+	THE PLAYERS
149/73.3	250 to 285	Blue
147/72.0	235 to 249	Blended
140/70.3	Less than 235	White
120/65.1		Green
<u>Ladies'</u>		
150/76.1	200+	White
131/70.7	Less than 200	Green

Course information and player statistics provided by:



When Using This Book: Sprinkler heads are measured to the center of the green and are indicated throughout with a white dot (○). Numbers inside a white box represent distances from the **back cut** of the numbered tee box to the indicated point.

Yardage Guide By Best Approach Publications, © 2019
 1-877-235-9500 • www.bestapproach.com



THE PLAYERS Stadium Course at TPC Sawgrass was constructed with a very particular goal: build a course from the ground up with the spectators in mind.

Former PGA TOUR Commissioner Deane Beman is credited with introducing this “stadium golf” concept, and with the help of TPC Sawgrass course architect Pete Dye, the two constructed a course that is widely recognized—and admired—by millions of people worldwide.

The Stadium Course was built to be the first true “stadium course” and designed to enhance the spectator experience from every spot on the course. Large, sloping mounds were built to give fans unobstructed views of play, much like being in a stadium.

Beman’s unique concept, along with Dye’s expertise, is the reason why TPC Sawgrass exists and people travel from around the globe to take on the purest test in golf.

The Stadium Course became the permanent home of THE PLAYERS Championship—the PGA TOUR’s flagship event—in 1982, but it was also built to be one of the few courses open to the public and playable by anyone.

Many fans know TPC Sawgrass because of its famous 17th hole. The Stadium Course’s penultimate hole features an island green that is one of the most photographed holes in all of golf.

The 137-yard par-3 17th hole is not a long hole by any means. However, add in the water surrounding the hole, and the tee shot gives even the world’s best golfers a nerve-wracking, bucket-list defining moment. For a hole so famous, it is hard to believe that the ‘island green’ concept was not part of the Stadium Course’s original design plans.

During course construction, Dye realized he had created a dilemma. Having mined so much sand from around the 17th hole to use it elsewhere on the course in order to help build the stadium’s “seating,” he was stumped. Where would the green go? Alice, Dye’s wife, suggested, “Well, you’ve taken all the sand out, so make a lake and just leave the green on sand out there. Thus, the island green.” Alice passed away at the age of 91 on February 1, 2019, but her indelible impact on the game lives on through the most iconic hole in golf.

And now, more than three decades later, what started as an excavation site and a Northeast Florida swampland has turned into one of the most famous stadiums in the world.

Welcome to THE PLAYERS Stadium Course at TPC Sawgrass.



THE PLAYERS Championship: Our Gold Standard

Each year, the greatest golfers on the planet travel to THE PLAYERS Stadium Course at TPC Sawgrass to take on the **purest test in the game** and compete for a chance to be crowned THE PLAYERS champion. Thousands of fans gather to witness risk, reward, drama, excitement and history while enjoying all of the amenities that this **ultimate experience** provides.

Every hole on Pete Dye's masterpiece demands precision and commitment, none more so than the most recognized hole in golf and the **defining moment** of the tournament—the island green 17th hole. One swing at the island green can crush aspirations or cement a championship. The player who hoists THE PLAYERS trophy knows he has beaten the **strongest field** and cemented his place in history.

Driving lasting impact, inside and outside the ropes

While only one name is etched on the coveted trophy, there are more than 300 charities who are the true winners of the TOUR's flagship event. Thanks to the generosity of 2,000+ volunteers, Proud Partners Morgan Stanley, Grant Thornton and Optum, a devoted fan base and the entire northeast Florida community, THE PLAYERS has been able to generate more than \$100 million for local charities since the tournament began in 1974 and moved to Ponte Vedra Beach in 1977.

Be a part of THE PLAYERS

We welcome you to experience THE PLAYERS when it returns to THE PLAYERS Stadium Course at TPC Sawgrass, March 10-15, 2020. Visit www.THEPLAYERS.com to learn more.

Connect with us on social by tagging @THEPLAYERSChamp and @TPCSawgrass and using #THEPLAYERS during your round!

RORY MCILROY

THE PLAYERS 2019 CHAMPION



2019 LEADERBOARD

Rory McIlroy	-16	Northern Ireland
Jim Furyk	-15	United States
Eddie Pepperell	-14	England
Jhonattan Vegas	-14	Venezuela
Dustin Johnson	-13	United States
Brandt Snedeker	-13	United States
Tommy Fleetwood	-13	England

Getting to Know Your Champion: Rory McIlroy

Rory McIlroy was born in Holywood, Northern Ireland on May 4, 1989, to Gerry and Rosie McIlroy. McIlroy was introduced to the game of golf at a very young age by his father, and a young Rory quickly became obsessed with the sport. In fact, at two years of age, McIlroy was able to hit a 40-yard drive.

Fast forward to 2009, when McIlroy notched his first professional victory. That same season, he made 11 PGA TOUR starts. His only missed cut in those 11 starts, ironically enough, came at THE PLAYERS Championship. Little did McIlroy know that, ten years later, he would enact his revenge on TPC Sawgrass...

McIlroy entered THE PLAYERS 2019 with top-6 finishes in each of his five previous starts. Clearly his game was in an incredible spot—now it was time to tame the Stadium Course.

McIlroy began THE PLAYERS 2019 with a first-round 67, two strokes off the lead, and then charged up the leaderboard during the second round, posting a 7-under 65 for a share of the lead. A third-round 70 put McIlroy just one stroke behind Jon Rahm.

In one of the most exciting final rounds in tournament history, McIlroy survived charges from Jim Furyk, Jhonattan Vegas and Eddie Pepperell to win by one stroke and become the first player from Northern Ireland to win THE PLAYERS. As luck would have it, McIlroy won on St. Patrick's Day.

McIlroy's victory at THE PLAYERS was just the beginning of one of the most memorable seasons of his career. He won the RBC Canadian Open in June and then captured the TOUR's Ultimate Prize, the FedExCup, at the TOUR Championship, becoming the first player in history to win THE PLAYERS and the FedExCup in the same season. But that's not all – McIlroy was voted 2019 PGA TOUR Player of the Year by his peers, one of the highest honors in the game. McIlroy finished the PGA TOUR's Season of Championships exactly how he started it – with a trophy in his hands.

THE PLAYERS®



PAST CHAMPIONS

2019	RORY MCILROY	272	16-UNDER
2018	WEBB SIMPSON	270	18-UNDER
2017	SI WOO KIM	278	10-UNDER
2016	JASON DAY	273	15-UNDER
2015	RICKIE FOWLER	276	12-UNDER
2014	MARTIN KAYMER	275	13-UNDER
2013	TIGER WOODS	275	13-UNDER
2012	MATT KUCHAR	275	13-UNDER
2011	KJ CHOI	275	13-UNDER
2010	TIM CLARK	272	16-UNDER
2009	HENRIK STENSON	276	12-UNDER
2008	SERGIO GARCIA	283	5-UNDER
2007	PHIL MICKELSON	277	11-UNDER
2006	STEPHEN AMES	274	14-UNDER
2005	FRED FUNK	279	9-UNDER
2004	ADAM SCOTT	276	12-UNDER
2003	DAVIS LOVE III	271	17-UNDER
2002	CRAIG PERKS	280	8-UNDER
2001	TIGER WOODS	274	14-UNDER
2000	HAL SUTTON	278	10-UNDER
1999	DAVID DUVAL	285	3-UNDER
1998	JUSTIN LEONARD	278	10-UNDER
1997	STEVE ELKINGTON	272	16-UNDER
1996	FRED COUPLES	270	18-UNDER
1995	LEE JANZEN	283	5-UNDER
1994	GREG NORMAN	264	24-UNDER
1993	NICK PRICE	270	18-UNDER
1992	DAVIS LOVE III	273	15-UNDER
1991	STEVE ELKINGTON	276	12-UNDER
1990	JODIE MUDD	278	10-UNDER
1989	TOM KITE	279	9-UNDER
1988	MARK MCCUMBER	273	15-UNDER
1987	SANDY LYLE	274	14-UNDER
1986	JOHN MAHAFFEY	275	13-UNDER
1985	CALVIN PEETE	274	14-UNDER
1984	FRED COUPLES	277	11-UNDER
1983	HAL SUTTON	283	5-UNDER
1982	JERRY PATE	280	8-UNDER
1981	RAYMOND FLOYD	285	3-UNDER
1980	LEE TREVINO	278	10-UNDER
1979	LANNY WADKINS	283	5-UNDER
1978	JACK NICKLAUS	289	1-OVER
1977	MARK HAYES	289	1-OVER
1976	JACK NICKLAUS	269	19-UNDER
1975	AL GEIBERGER	270	10-UNDER
1974	JACK NICKLAUS	272	16-UNDER

TPC SAWGRASS PRACTICE GROUNDS



	Tees	Rating	Slope
MEN'S	THE PLAYERS	76.4	155
	BLUE	73.3	149
	BLENDED	72.0	147
	WHITE	70.3	140
	GREEN	65.1	120
LADIES'	WHITE	76.1	150
	GREEN	70.7	131



Front Nine
Routing




TPC SAWGRASS

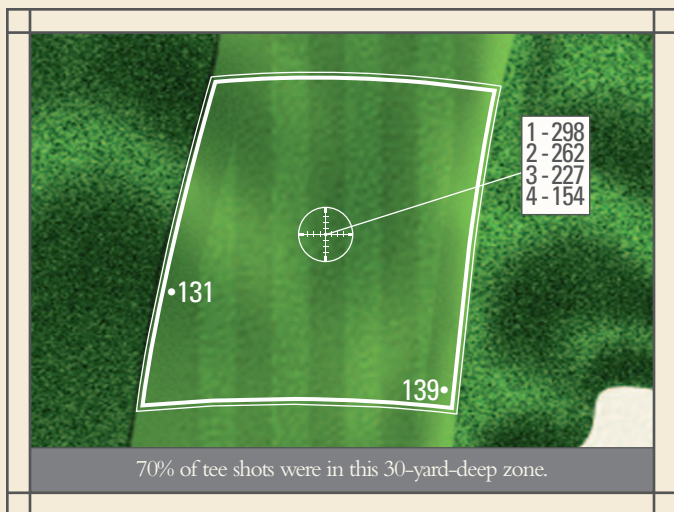
HOME OF THE PLAYERS



Back Nine
Routing

HOLE ONE		Depth = 40
DIFFICULTY RANK	13	
TOURNAMENT YARDAGE	423	
SCORING AVERAGE	3.954	
EAGLES	1	
BIRDIES	97	
PARS	270	
BOGEYS	60	
DOUBLE BOGEYS +	9	

Line of play from middle of target zone.



- Doppelganger — Hole One and Hole Ten are designed as mirror images of one another.
- Good start: Harold Varner III holed his approach shot on Thursday of the 2019 PLAYERS for the lone eagle of the tournament.
- Average distance from the hole on approach was 30' 2".

1
PAR 4
<div style="display: flex; flex-direction: column; align-items: center;"> <div style="display: flex; align-items: center; margin-bottom: 5px;"> <div style="width: 20px; height: 10px; background-color: black; margin-right: 5px;"></div> 423 </div> <div style="display: flex; align-items: center; margin-bottom: 5px;"> <div style="width: 20px; height: 10px; background-color: blue; margin-right: 5px;"></div> 394 </div> <div style="display: flex; align-items: center; margin-bottom: 5px;"> <div style="width: 20px; height: 10px; background-color: red; margin-right: 5px;"></div> 394 </div> <div style="display: flex; align-items: center; margin-bottom: 5px;"> <div style="width: 20px; height: 10px; background-color: white; margin-right: 5px;"></div> 360 </div> <div style="display: flex; align-items: center;"> <div style="width: 20px; height: 10px; background-color: teal; margin-right: 5px;"></div> 292 </div> </div>

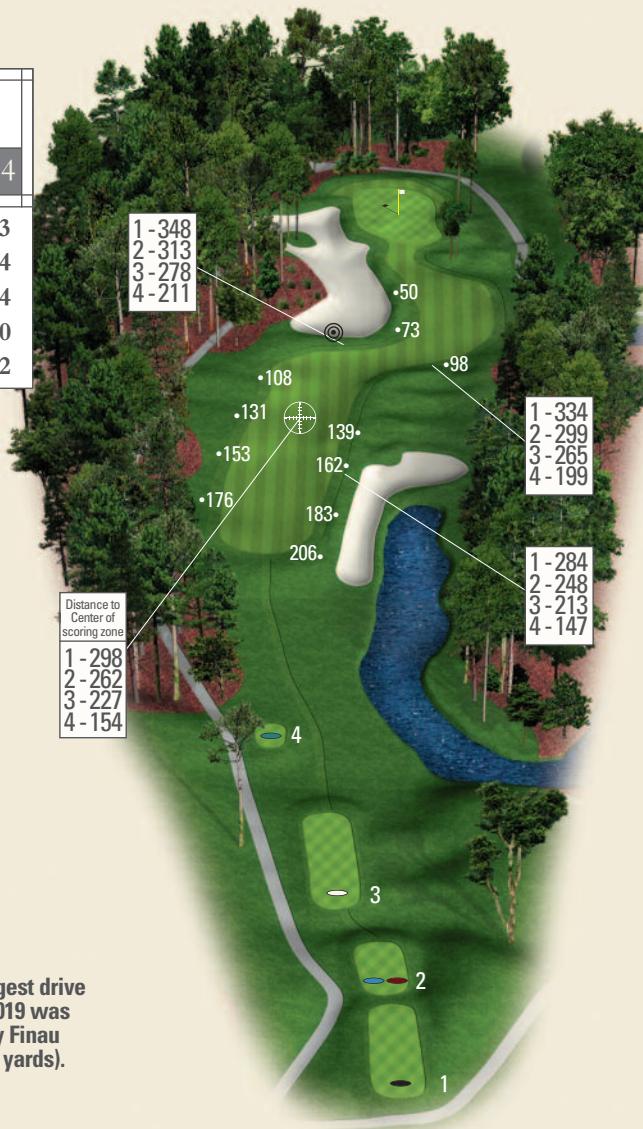
Distance to Center of scoring zone
1 - 298
2 - 262
3 - 227
4 - 154

1 - 348
2 - 313
3 - 278
4 - 211

1 - 334
2 - 299
3 - 265
4 - 199

1 - 284
2 - 248
3 - 213
4 - 147


© Longest drive
in 2019 was
Tony Finau
(349 yards).



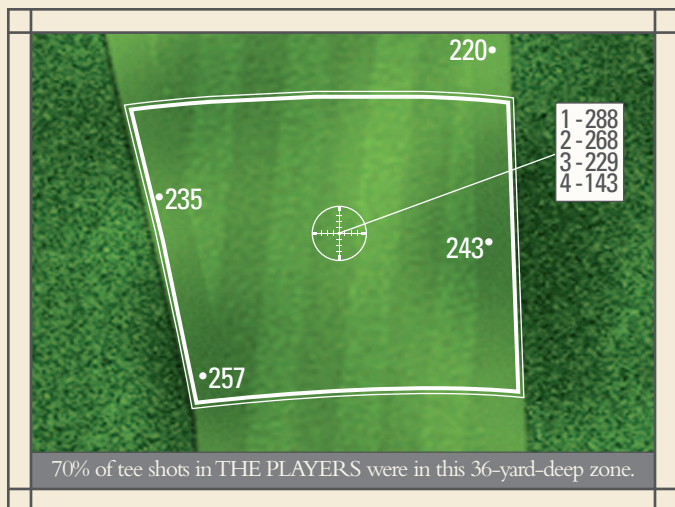
HOLE TWO

DIFFICULTY RANK	16
TOURNAMENT YARDAGE	532
SCORING AVERAGE	4.604
EAGLES OR BETTER	10
BIRDIES	192
PARS	197
BOGEYS	37
DOUBLE BOGEYS +	1

Depth = 33



Line of play from middle of target zone. . .



- Only 47.0% of the tee shots found the fairway, but 79.2% of approach shots found the green.
- 7 of the 10 eagles during the tournament started with drives in the fairway.
- Only one of them was from anything over 16ft. It was a chip-in by Rickie Fowler on Friday.

2

PAR 5

532

507

507

469

381

•63

70•

•85

•107

•131

•153

93•

116•

139•

•193

197•

220•

•235

•257

•280

243•

267•

4

3

2

1

1 - 353
2 - 333
3 - 294
4 - 208

Distance to
Center of
scoring zone

1 - 288
2 - 268
3 - 229
4 - 143

©
Longest drive
in 2019 was
Bubba Watson
(345 yards).

HOLE THREE

DIFFICULTY RANK	3	HOLES IN ONE	0
TOURNAMENT YARDAGE	177	BIRDIES	50
SCORING AVERAGE	3.055	PARS	320
GREENS IN REGULATION	67.4%	BOGEYS	63
AVG DISTANCE TO HOLE	24' 9"	DOUBLE BOGEYS +	5

On Hole 3, there were seventeen 3-putts at the 2019 PLAYERS.



- Seamus Power had the only the hole-in-one on number 3.
- There were 8 chip-ins during the tournament.
- Vaughn Taylor rolled in a 73' 11" putt for birdie on Saturday.

3

PAR 3

177

160

160

134

97

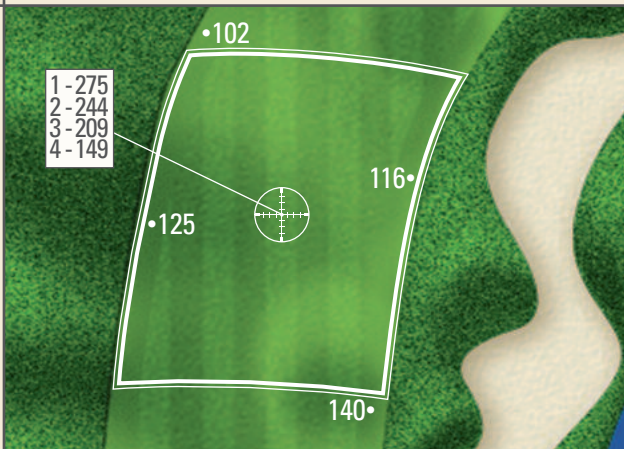


HOLE FOUR

DIFFICULTY RANK	6
TOURNAMENT YARDAGE	384
SCORING AVERAGE	4.087
EAGLES	1
BIRDIES	67
PARS	283
BOGEYS	69
DOUBLE BOGEYS +	17



Line of play from middle of target zone.



70% of tee shots in THE PLAYERS were in this 32-yard-deep zone.

- Charles Howell III holed out from 111 yards for hole 4's lone eagle.
- Average distance from the hole on approach was 26' 4".
- Those shots started from an average distance of 116 yards.

4

PAR 4

384

359

359

324

263


1 - 299
2 - 268
3 - 234
4 - 215
5 - 174

1 - 336
2 - 305
3 - 272
4 - 253
5 - 212

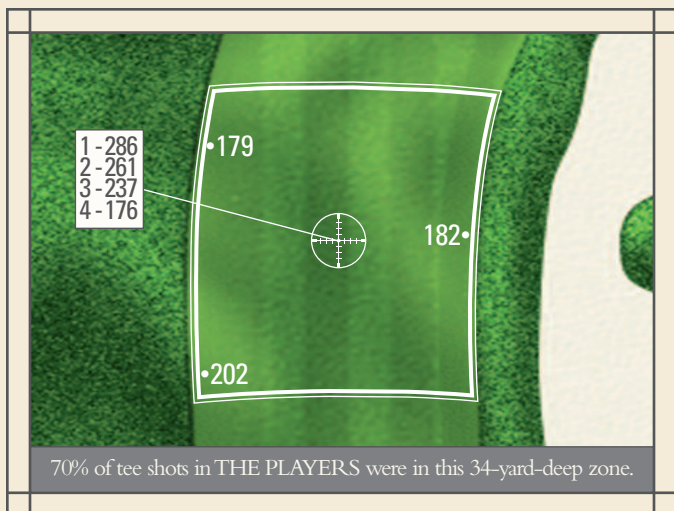
Distance to
Center of
scoring zone

1 - 275
2 - 244
3 - 209
4 - 149

© Longest drive
in 2019 was
Martin Trainer
(328 yards).

HOLE FIVE		
DIFFICULTY RANK	1	
TOURNAMENT YARDAGE	471	
SCORING AVERAGE	4.236	
EAGLES	1	
BIRDIES	43	
PARS	266	
BOGEYS	106	
DOUBLE BOGEYS +	21	

Line of play from middle of target zone. . .



- Ryan Moore put his approach from 190 yards at the bottom of the cup.
- Average score from the fairway went from 3.95 in 2018 to 4.09 in 2019.
- Hole 5 went from the 5th hardest in 2018 to the hardest in 2019.

5

PAR 4

471

446

422

422

360

1 - 326
2 - 302
3 - 279
4 - 218

1 - 369
2 - 345
3 - 322
4 - 267

1 - 321
2 - 297
3 - 274
4 - 216

Distance to
Center of
scoring zone

1 - 286
2 - 261
3 - 237
4 - 176

•155

•179

•202

•226

•271

182•

205•

230•

254•

72•

92•

•106

112•

135•

4

3

2

1

© Longest drive in 2019
was Justin Rose
(339 yards).

HOLE SIX

DIFFICULTY RANK	10
TOURNAMENT YARDAGE	393
SCORING AVERAGE	4.043
EAGLES	0
BIRDIES	71
PARS	285
BOGEYS	72
DOUBLE BOGEYS +	9

Depth = 29



Line of play from middle of target zone. . .

1 - 256
2 - 224
3 - 197
4 - 134

•120

133•

•144

70% of tee shots in THE PLAYERS were in this 34-yard-deep zone.

- The average approach shot stopped 32' 8" from the hole.
- Only 15% of pros made their first putt when their ball found the green in regulation.
- The average distance of those putts was 10' 2" .

6

PAR 4

393

360

360

333

269

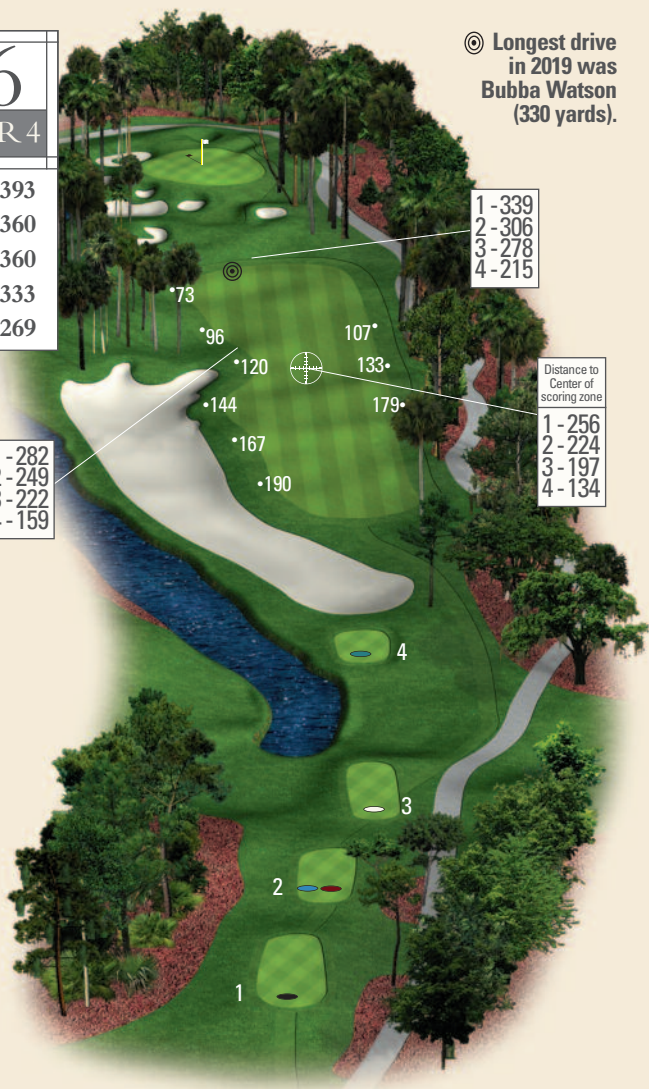
⊙ Longest drive
in 2019 was
Bubba Watson
(330 yards).

1-339
2-306
3-278
4-215

1-282
2-249
3-222
4-159

Distance to
Center of
scoring zone

1-256
2-224
3-197
4-134



HOLE SEVEN

DIFFICULTY RANK	5
TOURNAMENT YARDAGE	451
SCORING AVERAGE	4.144
EAGLES	0
BIRDIES	60
PARS	275
BOGEYS	85
DOUBLE BOGEYS +	17

Depth = 34



Line of play from middle of target zone.



70% of tee shots in THE PLAYERS were in this 28-yard-deep zone.

- 85.3% of birdies on hole 7 started in the fairway.
- Scores from the fairway were .52 strokes better than all other locations.
- The longest putt was Emiliano Grillo on Friday. A 31' 11" bomb.

7
PAR 4
<div>451</div> <div>407</div> <div>382</div> <div>382</div> <div>329</div>

Distance to Center of scoring zone
1 - 286
2 - 241
3 - 216
4 - 150

1 - 355
2 - 311
3 - 287
4 - 221

1 - 331
2 - 286
3 - 261
4 - 195

© Longest drive
in 2019 was
Cameron Champ
(361 yards).

HOLE EIGHT

DIFFICULTY RANK	2	EAGLES	0
TOURNAMENT YARDAGE	237	BIRDIES	40
SCORING AVERAGE	3.224	PARS	271
GREENS IN REGULATION	47.0%	BOGEYS	115
AVG DISTANCE TO HOLE	44' 8"	DOUBLE BOGEYS +	11

Had the fewest birdies in 2019 against all the other par-3s.

Depth = 36



- Only 47% of pros hit this green in regulation.
- Only 13% hit the green and made their first putt.
- The average distance on these putts was 8' 11".

8

PAR 3

237


195

168

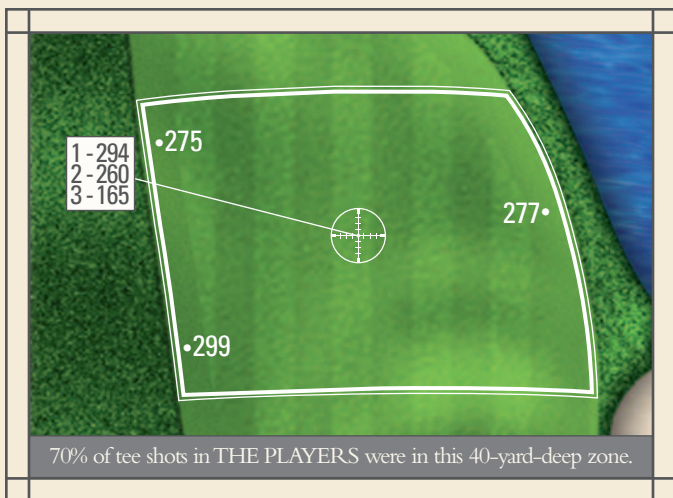
168

121



HOLE NINE		
DIFFICULTY RANK	14	
TOURNAMENT YARDAGE	583	
SCORING AVERAGE	4.838	
EAGLES	7	
BIRDIES	132	
PARS	232	
BOGEYS	58	
DOUBLE BOGEYS +	8	

Line of play from middle of target zone. . .



- 3 of the 7 eagles came off chip-ins.
- 69.2% of players found the green in regulation.
- Scores from the rough were .22 strokes higher on average than those from the fairway.

9

PAR 5

583

546

522

522

453

Distance to
Center of
scoring zone1 - 294
2 - 260
3 - 165

A


C

B

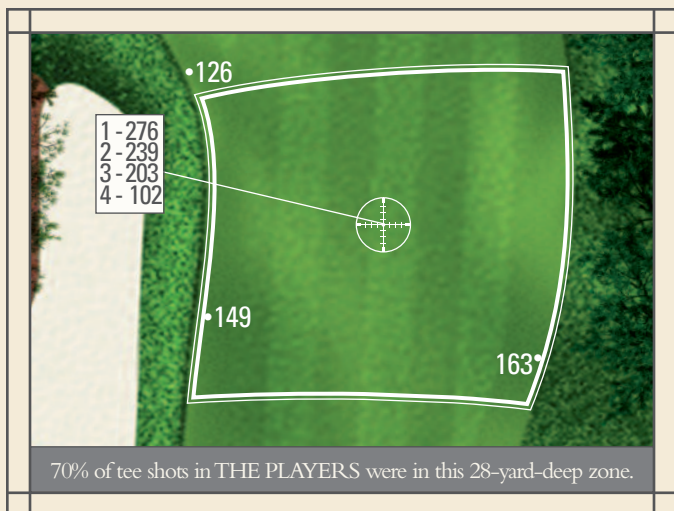
1 - 378
2 - 344
3 - 2451 - 323
2 - 289
3 - 1911 - 237
2 - 203
3 - 108

FROM THIS SPRINKLER	YARDAGE TO POINT A	YARDAGE TO POINT B	YARDAGE TO POINT C
238	116	123	199
251	132	143	216
277	157	152	234
299	179	183	261

© Longest drive
in 2019 was
Peter Uihlein
(348 yards).

HOLE TEN		Depth = 38
DIFFICULTY RANK	9	
TOURNAMENT YARDAGE	424	
SCORING AVERAGE	4.046	
EAGLES	0	
BIRDIES	74	
PARS	281	
BOGEYS	70	
DOUBLE BOGEYS +	12	

Line of play from middle of target zone. . .



- Easier right to left? Hole 10 saw 5.6% more drives fall in the fairway than its mirror image, Hole 1.
- 61.6% of tee shots found the fairway.
- Of those, 19% resulted in birdies.

10

PAR 4

424

392

392

351

247

1 - 315
2 - 278
3 - 242
4 - 141

Distance to
Center of
scoring zone


1 - 276
2 - 239
3 - 203
4 - 102

© Longest drive
in 2019 was
Francesco Molinari
(312 yards).

HOLE ELEVEN

DIFFICULTY RANK	15
TOURNAMENT YARDAGE	558
SCORING AVERAGE	4.664
EAGLES OR BETTER	11
BIRDIES	180
PARS	198
BOGEYS	40
DOUBLE BOGEYS +	8

Depth = 35



Line of play from middle of target zone.

1 - 291
2 - 251
3 - 200
4 - 128

•266

261•

•266



70% of tee shots in THE PLAYERS were in this 26-yard-deep zone.

- Harris English scored a double eagle on 15 by knocking it in from 235.9 yards.
- All but one of the eagles in 2019 started as a drive in the fairway.
- Finding the fairway bunker off the tee cost an average of .17 strokes when compared to the fairway.

11

PAR 5

558

519

469

469

395

1 - 324
2 - 284
3 - 235
4 - 141

Distance to
Center of
scoring zone

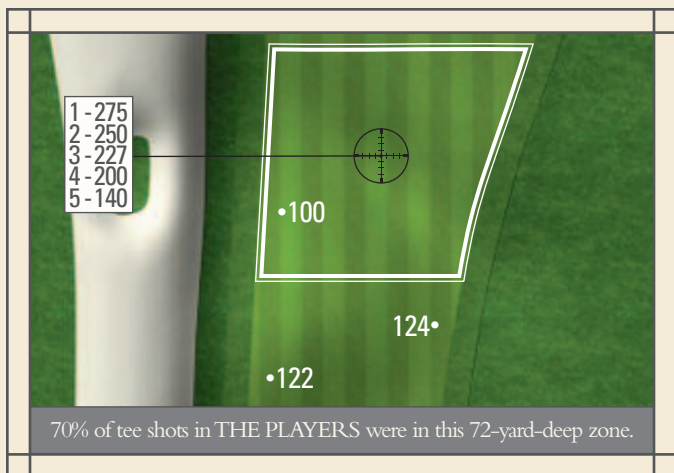
1 - 291
2 - 251
3 - 200
4 - 128

FROM THIS SPRINKLER	YARDAGE TO POINT A	YARDAGE TO POINT B	YARDAGE TO POINT C
232	105	154	138
245	128	177	157
266	152	200	177
285	159	209	197

© Longest drive in 2019 was
Ollie Schniederjans (368 yards).

HOLE TWELVE		Depth = 39
DIFFICULTY RANK	18	
TOURNAMENT YARDAGE	302	
SCORING AVERAGE	3.533	
EAGLES	8	
BIRDIES	217	
PARS	183	
BOGEYS	29	
DOUBLE BOGEYS +	0	

Line of play from middle of target zone. . .



- There were more birdies than pars made on this hole in 2019.
- All 8 of the eagles on hole 12 started by driving the green.
- 75 tee shots found the green in 2019.

12

PAR 4

358

332

332

296

243

1 - 313
2 - 289
3 - 266
4 - 239
5 - 174

1 - 210
2 - 185
3 - 162
4 - 135
5 - 71

Distance to
Center of
scoring zone

1 - 275
2 - 250
3 - 227
4 - 200
5 - 140

61.

84.

104.

124.

146.

168.

1 - 274
2 - 250
3 - 223
4 - 200
5 - 139

5

4

3

2

1

Longest drive
in 2019 was
Jhonattan Vegas
(335 yards).

HOLE THIRTEEN

DIFFICULTY RANK	8	EAGLES	1
TOURNAMENT YARDAGE	181	BIRDIES	51
SCORING AVERAGE	3.055	PARS	318
GREENS IN REGULATION	66.2%	BOGEYS	57
AVG DISTANCE TO HOLE	31' 2"	DOUBLE BOGEYS +	10

There were twenty-four 3-putts in 2019.

Depth = 28



- Sungjae Im had the lone ace on hole 13.
- Only 14 tee balls found the water in 2019.
- Cameron Smith rolled in the longest putt on 13 at 42' 9".

13

PAR 3

181

156

156

141

109



HOLE FOURTEEN

DIFFICULTY RANK	4
TOURNAMENT YARDAGE	481
SCORING AVERAGE	4.208
EAGLES	0
BIRDIES	28
PARS	303
BOGEYS	97
DOUBLE BOGEYS +	9

Depth = 35



Line of play from middle of target zone. .



70% of tee shots in THE PLAYERS were in this 34-yard-deep zone.

- The average score on 14 went up from 2018 to 2019, but it's ranking dropped from 3 to 4 across all 18 holes.
- 55.7% of players found the green in regulation.
- 26 of the 28 birdies on the hole come from that group.

14

PAR 4

481

436

377

377

334

1 - 354
2 - 316
3 - 248
4 - 207

•146

•169

•193

•216

•237

51°

.70

.94

89°

129°

190°

1 - 322
2 - 284
3 - 215
4 - 174

Distance to
Center of
scoring zone

1 - 293
2 - 255
3 - 187
4 - 146

2

3

1

© Longest drive
in 2019 was
Keegan Bradley
(363 yards).

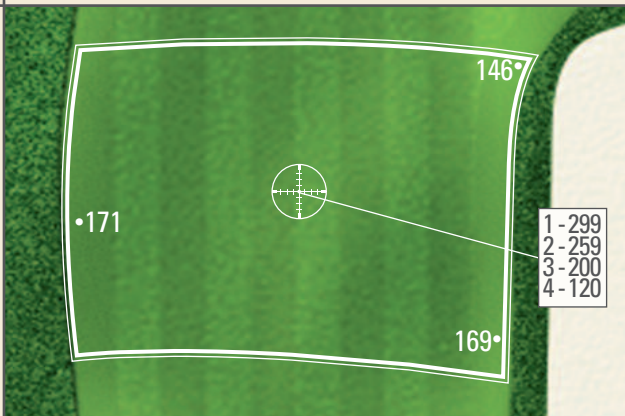
HOLE FIFTEEN

Depth = 38

DIFFICULTY RANK	11
TOURNAMENT YARDAGE	470
SCORING AVERAGE	4.025
EAGLES	1
BIRDIES	60
PARS	308
BOGEYS	63
DOUBLE BOGEYS +	5



Line of play from middle of target zone.



70% of tee shots in THE PLAYERS were in this 28-yard-deep zone.

- There were only 12 3-putts on 15 during all of the 2019 PLAYERS.
- Justin Rose had the lone eagle on 15 by jarring a 152 yard approach.
- Finding the fairway only resulted in scores that were an average of .11 strokes lower.

15

PAR 4

470

421

366

366

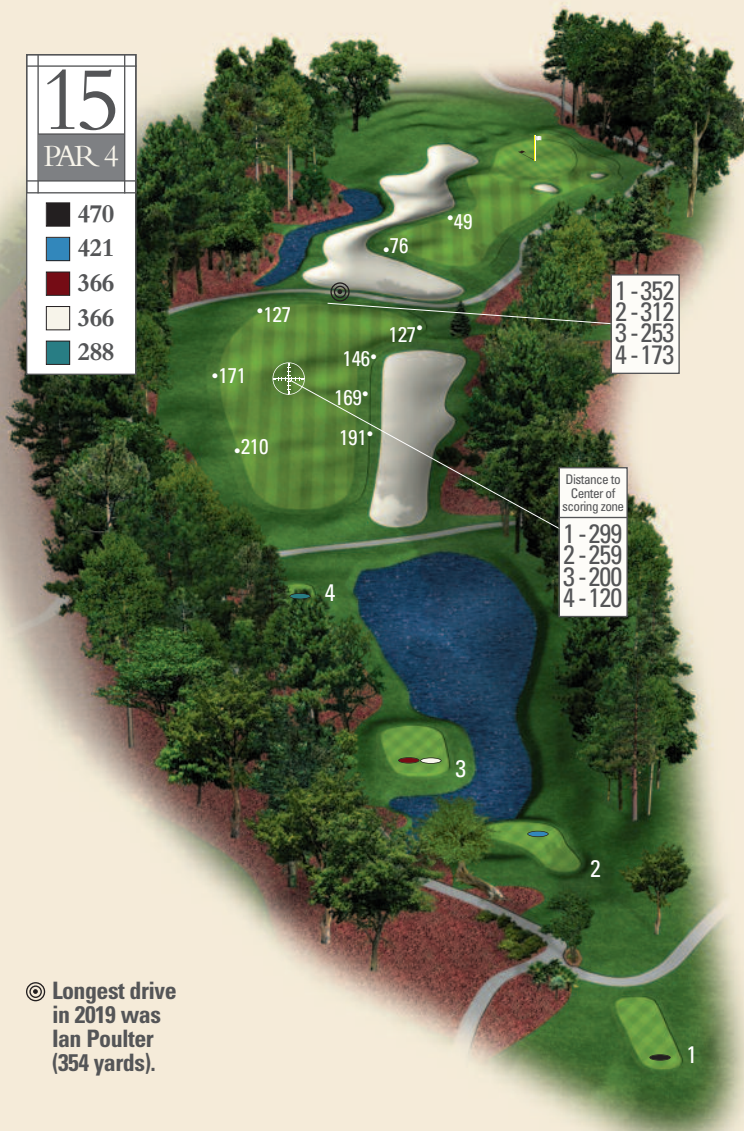
288

1 - 352
2 - 312
3 - 253
4 - 173

Distance to
Center of
scoring zone

1 - 299
2 - 259
3 - 200
4 - 120

🎯 Longest drive
in 2019 was
Ian Poulter
(354 yards).



HOLE SIXTEEN

DIFFICULTY RANK	17
TOURNAMENT YARDAGE	523
SCORING AVERAGE	4.554
EAGLES	20
BIRDIES	201
PARS	177
BOGEYS	33
DOUBLE BOGEYS +	6

Depth = 34



Line of play from middle of target zone.



70% of tee shots in THE PLAYERS were in this 32-yard-deep zone.

- All but 2 of the 20 eagles in 2019 started with a drive in the fairway.
- For the 5th year straight, birdies outnumbered pars on this hole.
- An astonishing 83.6% of players reach the green in regulation.

16

PAR 5

523

486

486

470

410

1 - 375
2 - 333
3 - 302
4 - 263

1 - 279
2 - 237
3 - 204
4 - 160

Distance to
Center of
scoring zone


1 - 285
2 - 245
3 - 213
4 - 171

© Longest drive
in 2018 was
Cameron Champ
(366 yards).

HOLE SEVENTEEN

DIFFICULTY RANK	12	EAGLES	1
TOURNAMENT YARDAGE	137	BIRDIES	94
SCORING AVERAGE	3.002	PARS	282
GREENS IN REGULATION	80.6%	BOGEYS	31
AVG DISTANCE TO HOLE	22' 3"	DOUBLE BOGEYS +	29

80.6% of players found the green off the tee..



- Ryan Moore had the only hole-in-one on 17 of the 2019 PLAYERS.
- Hole 17 yielded the most birdies of all the par 3's.
- It also yielded the most double-bogeys.

17

PAR 3

137

128

128

115

92



HOLE EIGHTEEN

DIFFICULTY RANK	3
TOURNAMENT YARDAGE	462
SCORING AVERAGE	4.215
EAGLES	0
BIRDIES	48
PARS	277
BOGEYS	86
DOUBLE BOGEYS +	26

Depth = 38



Line of play from middle of target zone.

1 - 292
2 - 246
3 - 217
4 - 170

•174



196•

70% of tee shots in THE PLAYERS were in this 38-yard-deep zone.

- 61.4% of players found the fairway in 2019.
- Only 6% found the water.
- Pressure? Sunday's average score was only .1 strokes higher than Thursday.

18

PAR 4

462

426

426

387

336

Distance to
Center of
scoring zone

1 - 292

2 - 246

3 - 217

4 - 170

© Longest drive
in 2019 was
Byeong Hun An
(363 yards).



Join Us After Your Round

Open daily for Breakfast, Lunch and Dinner
Happy Hour: Monday - Friday 4:30-6:30pm
Dining Reservations (904) 273-3238

HOLE	THE PLAYERS	BLUE	BLENDED	WHITE	GREEN			HANDICAP: M	PAR	HANDICAP: W	
1	423	394	394	360	292			11	4	11	
2	532	507	507	469	381			15	5	1	
3	177	160	160	134	97			17	3	17	
4	384	359	359	324	263			9	4	5	
5	471	446	422	422	360			3	4	7	
6	393	360	360	333	269			13	4	13	
7	451	407	382	382	329			1	4	9	
8	237	195	168	168	121			7	3	15	
9	583	546	522	522	453			5	5	3	
Out	3651	3374	3274	3114	2565				36		
10	424	392	388	351	247			12	4	10	
11	558	519	469	469	395			8	5	2	
12	358	332	332	296	243			16	4	14	
13	181	156	156	141	109			18	3	18	
14	481	436	377	377	334			4	4	12	
15	470	421	366	366	288			6	4	8	
16	523	486	486	470	410			10	5	4	
17	137	128	128	115	92			14	3	16	
18	462	426	426	387	336			2	4	6	
IN	3594	3296	3132	2972	2454				36		
TOT	7245	6670	6406	6086	5019				72		
					HCP						
					NET						

TPC SAWGRASS
Home of THE PLAYERS

110 Championship Way, Ponte Vedra Beach, Florida 32082
tel: 904.273.3235 fax: 904.285.7970 tpc.com/sawgrass