

TPC SAWGRASS

HOME OF THE PLAYERS



THE PLAYERS STADIUM COURSE

YARDAGE GUIDE

Slope/Rating	Average Drive	Recommended Teeing Ground
<u>Gentlemen's</u>		
155/76.8	285+	THE PLAYERS
148/73.9	250 to 285	Blue
144/72.3	235 to 249	Blended
138/70.8	Less than 235	White
126/68.1		Blended
116/65.8		Green
<u>Ladies'</u>	200+	
149/77.4	Less than 200	White
141/74.0		Blended
134/71.1		Green

Course information and player statistics provided by:



When Using This Book: Sprinkler heads are measured to the center of the green and are indicated throughout with a white dot (○). Numbers inside a white box represent distances from the **back cut** of the numbered tee box to the indicated point.

Yardage Guide By Best Approach Publications, © 2025
 1-877-235-9500 • www.bestapproach.com



THE PLAYERS Stadium Course at TPC Sawgrass was constructed with a very particular goal: build a course from the ground up with the spectators in mind.

Former PGA TOUR Commissioner Deane Beman is credited with introducing this “stadium golf” concept, and with the help of TPC Sawgrass course architect Pete Dye, the two constructed a course that is widely recognized—and admired—by millions of people worldwide.

The Stadium Course was built to be the first true “stadium course” and designed to enhance the spectator experience from every spot on the course. Large, sloping mounds were built to give fans unobstructed views of play, much like being in a stadium.

Beman’s unique concept, along with Dye’s expertise, is the reason why TPC Sawgrass exists and people travel from around the globe to take on the purest test in golf.

The Stadium Course became the permanent home of THE PLAYERS Championship—the PGA TOUR’s flagship event—in 1982, but it was also built to be one of the few courses open to the public and playable by anyone.

Many fans know TPC Sawgrass because of its famous 17th hole. The Stadium Course’s penultimate hole features an island green that is one of the most photographed holes in all of golf.

The 141-yard par-3 17th hole is not a long hole by any means. However, add in the water surrounding the hole, and the tee shot gives even the world’s best golfers a nerve-racking, bucket-list defining moment. For a hole so famous, it is hard to believe that the ‘island green’ concept was not part of the Stadium Course’s original design plans.

During course construction, Dye realized he had created a dilemma. Having mined so much sand from around the 17th hole to use it elsewhere on the course in order to help build the stadium’s “seating,” he was stumped. Where would the green go? Alice, Dye’s wife, suggested, “Well, you’ve taken all the sand out, so make a lake and just leave the green on sand out there. Thus, the island green.” Alice passed away at the age of 91 on February 1, 2019, but her indelible impact on the game lives on through the most iconic hole in golf.

Pete Dye passed shortly after Alice on January 9, 2020 at the age of 94, leaving behind an unmatched legacy in golf course design. He quite literally changed the game.

And now, more than four decades later, what started as an excavation site and a Northeast Florida swamp-land has turned into one of the most famous stadiums in the world.

Welcome to THE PLAYERS Stadium Course at TPC Sawgrass.



THE PLAYERS Championship: Our Gold Standard

Each year, the greatest golfers on the planet travel to THE PLAYERS Stadium Course at TPC Sawgrass to take on the **purest test in the game** and compete for a chance to be crowned THE PLAYERS champion. Thousands of fans gather to witness risk, reward, drama, excitement and history while enjoying all of the amenities that this **ultimate experience** provides.

Every hole on Pete Dye's masterpiece demands precision and commitment, none more so than the most recognized hole in golf and the **defining moment** of the tournament—the island green 17th hole. One swing at the island green can crush aspirations or cement a championship. The player who hoists THE PLAYERS trophy knows he has beaten the **strongest field** and cemented his place in history.

Driving lasting impact, inside and outside the ropes

While only one name is etched on the coveted trophy, there are more than 300 charities who are the true winners of the TOUR's flagship event. Thanks to the generosity of 2,000+ volunteers, Proud Partners Optum, Morgan Stanley, and Comcast Business, a devoted fan base and the entire northeast Florida community, THE PLAYERS has been able to generate more than \$100 million for local charities since the tournament began in 1974 and moved to Ponte Vedra Beach in 1977.

Be a part of THE PLAYERS

We welcome you to experience THE PLAYERS when it returns to THE PLAYERS Stadium Course at TPC Sawgrass. Visit www.THEPLAYERS.com to learn more.

Connect with us on social by tagging @THEPLAYERSChamp and @TPCSawgrass and using #THEPLAYERS during your round!



THE PLAYERS®

PAST CHAMPIONS

2025	RORY MCILROY	276	12 - UNDER
2024	SCOTTIE SCHEFFLER	268	20 - UNDER
2023	SCOTTIE SCHEFFLER	271	17 - UNDER
2022	CAMERON SMITH	275	13 - UNDER
2021	JUSTIN THOMAS	274	14 - UNDER
2019	RORY MCILROY	272	16 - UNDER
2018	WEBB SIMPSON	270	18 - UNDER
2017	SI WOO KIM	278	10 - UNDER
2016	JASON DAY	273	15 - UNDER
2015	RICKIE FOWLER	276	12 - UNDER
2014	MARTIN KAYMER	275	13 - UNDER
2013	TIGER WOODS	275	13 - UNDER
2012	MATT KUCHAR	275	13 - UNDER
2011	KJ CHOI	275	13 - UNDER
2010	TIM CLARK	272	16 - UNDER
2009	HENRIK STENSON	276	12 - UNDER
2008	SERGIO GARCIA	283	5 - UNDER
2007	PHIL MICKELSON	277	11 - UNDER
2006	STEPHEN AMES	274	14 - UNDER
2005	FRED FUNK	279	9 - UNDER
2004	ADAM SCOTT	276	12 - UNDER
2003	DAVIS LOVE III	271	17 - UNDER
2002	CRAIG PERKS	280	8 - UNDER
2001	TIGER WOODS	274	14 - UNDER
2000	HAL SUTTON	278	10 - UNDER
1999	DAVID DUVAL	285	3 - UNDER
1998	JUSTIN LEONARD	278	10 - UNDER
1997	STEVE ELKINGTON	272	16 - UNDER
1996	FRED COUPLES	270	18 - UNDER
1995	LEE JANZEN	283	5 - UNDER
1994	GREG NORMAN	264	24 - UNDER
1993	NICK PRICE	270	18 - UNDER
1992	DAVIS LOVE III	273	15 - UNDER
1991	STEVE ELKINGTON	276	12 - UNDER
1990	JODIE MUDD	278	10 - UNDER
1989	TOM KITE	279	9 - UNDER
1988	MARK MCCUMBER	273	15 - UNDER
1987	SANDY LYLE	274	14 - UNDER
1986	JOHN MAHAFFEY	275	13 - UNDER
1985	CALVIN PEETE	274	14 - UNDER
1984	FRED COUPLES	277	11 - UNDER
1983	HAL SUTTON	283	5 - UNDER
1982	JERRY PATE	280	8 - UNDER
1981	RAYMOND FLOYD	285	3 - UNDER
1980	LEE TREVINO	278	10 - UNDER
1979	LANNY WADKINS	283	5 - UNDER
1978	JACK NICKLAUS	289	1 - OVER
1977	MARK HAYES	289	1 - OVER
1976	JACK NICKLAUS	269	19 - UNDER
1975	AL GEIBERGER	270	10 - UNDER
1974	JACK NICKLAUS	272	16 - UNDER

TPC SAWGRASS PRACTICE GROUNDS



	Tees	Rating	Slope
MEN'S	THE PLAYERS	76.8	155
	BLUE	73.9	148
	BLENDED	72.3	144
	WHITE	70.8	138
	BLENDED	68.1	126
LADIES'	GREEN	65.8	116
	WHITE	77.4	149
	BLENDED	74.0	141
	GREEN	71.1	134






TPC SAWGRASS

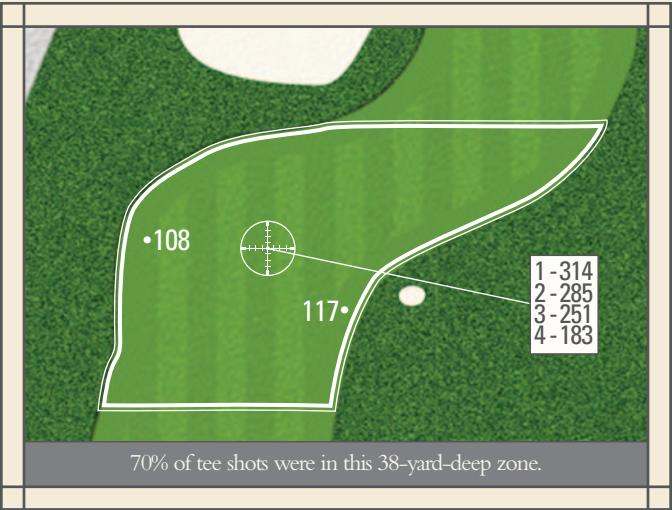
HOME OF THE PLAYERS



Back Nine
Routing

HOLE ONE		Depth = 40
DIFFICULTY RANK	11	
TOURNAMENT YARDAGE	424	
SCORING AVERAGE	4.039	
EAGLES	1	
BIRDIES	67	
PARS	286	
BOGEYS	68	
DOUBLE BOGEYS +	9	

Line of play from middle of target zone. . .



- Doppelganger — Hole One and Hole Ten are designed as mirror images of one another.
- Byeong An not only hit the longest drive of the week on Hole One but capitalized by holing out for the only Eagle of the week on Hole One.
- The average approach shot on Hole one stopped 22' 6" from the hole in 2025.

1
PAR 4
<div style="display: flex; flex-direction: column; align-items: center;"> <div style="display: flex; align-items: center; margin-bottom: 5px;"> <div style="width: 20px; height: 10px; background-color: black; margin-right: 5px;"></div> 423 </div> <div style="display: flex; align-items: center; margin-bottom: 5px;"> <div style="width: 20px; height: 10px; background-color: blue; margin-right: 5px;"></div> 394 </div> <div style="display: flex; align-items: center; margin-bottom: 5px;"> <div style="width: 20px; height: 10px; background-color: darkred; margin-right: 5px;"></div> 360 </div> <div style="display: flex; align-items: center; margin-bottom: 5px;"> <div style="width: 20px; height: 10px; background-color: lightgray; margin-right: 5px;"></div> 360 </div> <div style="display: flex; align-items: center;"> <div style="width: 20px; height: 10px; background-color: teal; margin-right: 5px;"></div> 292 </div> </div>

Distance to Center of scoring zone	
1	314
2	285
3	251
4	183

1	348
2	313
3	278
4	211

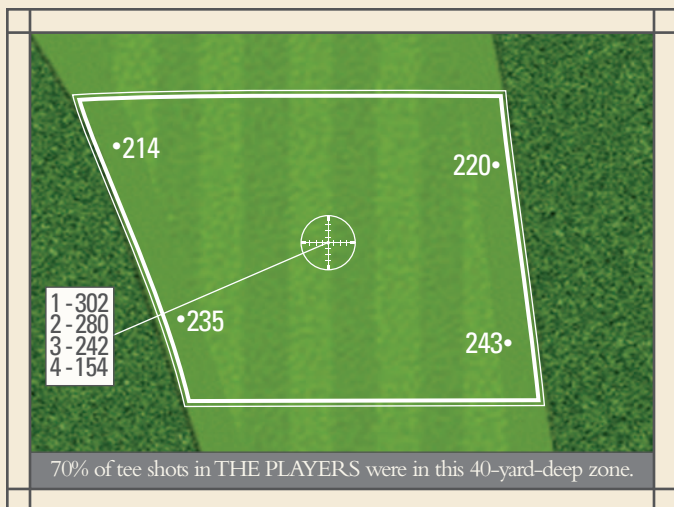
1	334
2	299
3	265
4	199

1	284
2	248
3	213
4	147

© Longest drive in 2025
was Byeong An
(362 yards).

HOLE TWO		Depth = 33	
DIFFICULTY RANK	17		
TOURNAMENT YARDAGE	555		
SCORING AVERAGE	4.724		
EAGLES	6		
BIRDIES	163		
PARS	215		
BOGEYS	40		
DOUBLE BOGEYS +	7		

Line of play from middle of target zone. . .



- Eventual Players Champion Rory McIlroy was 5 under for the week on Hole 2 going for the green all 4 days.
- There were 7 three putts to match 7 chip ins on Hole 2 for the week.
- Emiliano Grillo made the longest putt of the week on Hole 2 at 33' 6" in the final round for birdie.

2

PAR 5

532

507

507

469

381


1 - 353
2 - 333
3 - 294
4 - 208

Distance to
Center of
scoring zone

1 - 302
2 - 280
3 - 242
4 - 154

⊙
**Longest drive
in 2025 was
Doug Ghim
(356 yards).**

HOLE THREE			
DIFFICULTY RANK	12	HOLES IN ONE	0
TOURNAMENT YARDAGE	182	BIRDIES	71
SCORING AVERAGE	3.032	PARS	281
GREENS IN REGULATION	55.3%	BOGEYS	74
AVG DISTANCE TO HOLE	24' 1"	DOUBLE BOGEYS +	5



- Of the 71 total birdies for the week on Hole 3, Lucas Glover made the only chip-in birdie to go along with his 2 other chip-ins in Round 3.
- The longest putt made for the week was a 44 footer by Danny Walker in Round 3.
- There were 17 sand saves in 2025.

3

PAR 3

177

160

160

134

97



HOLE FOUR

DIFFICULTY RANK	9
TOURNAMENT YARDAGE	387
SCORING AVERAGE	4.063
EAGLES	0
BIRDIES	90
PARS	247
BOGEYS	74
DOUBLE BOGEYS +	20



Line of play from middle of target zone.

1 - 285
2 - 254
3 - 222
4 - 159



70% of tee shots in THE PLAYERS were in this 34-yard-deep zone.

- Average distance to the hole on approach for the week on Hole 4 was 22' 8".
- The closest approach shot for the week on Hole 4 was from Justin Lower hitting it to 1' 2" from 75 yards out in Round 2.
- Jake Knapp recorded the longest putt made on Hole 4 for the week by draining his 35' 1" putt for birdie in Round 2.

4

PAR 4

384

359

359

324

263

1-299
2-268
3-234
4-215
5-174

1-336
2-305
3-272
4-253
5-212

Distance to
Center of
scoring zone

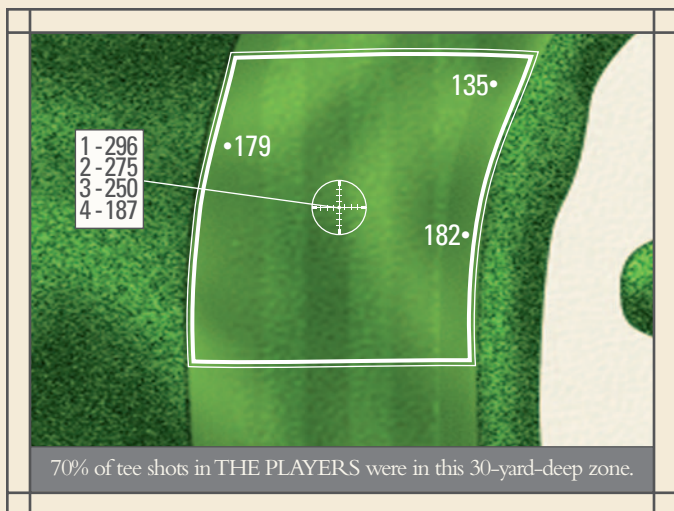
1-285
2-254
3-222
4-159

© Longest drive
in 2025 was
Daniel Berger
(320 yards).

HOLE FIVE	
DIFFICULTY RANK	4
TOURNAMENT YARDAGE	469
SCORING AVERAGE	4.213
EAGLES	0
BIRDIES	45
PARS	275
BOGEYS	89
DOUBLE BOGEYS +	22



Line of play from middle of target zone. . .



- 53.13% of players found the fairway in regulation in 2025.
- There were a total of 9 three putts for the week on Hole 5.
- Only 34% of players found both the fairway and green in regulation in 2025 yielding 33 birdies but only 3 bogeys for the week.

5

PAR 4

471

446

422

422

360

1 - 326
2 - 302
3 - 279
4 - 218

1 - 369
2 - 345
3 - 322
4 - 267

1 - 321
2 - 297
3 - 274
4 - 216

Distance to
Center of
scoring zone

1 - 296
2 - 275
3 - 250
4 - 187

72•
92•
106•
112•
135•
155•
179•
182•
202•
205•
226•
230•
254•
271•

4

3

2

1

© Longest drive in 2025
was Chandler Phillips
(354 yards).

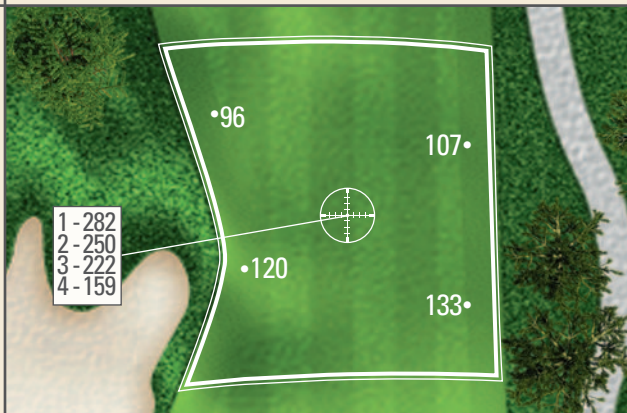
HOLE SIX

DIFFICULTY RANK	5
TOURNAMENT YARDAGE	413
SCORING AVERAGE	4.116
EAGLES	0
BIRDIES	66
PARS	260
BOGEYS	94
DOUBLE BOGEYS +	11

Depth = 29



Line of play from middle of target zone. . .



70% of tee shots in THE PLAYERS were in this 42-yard-deep zone.

- The average approach shot on Hole 6 stopped 19' 8" from the hole in 2025.
- Stephan Jaeger and Matti Schmid tied for closest approach for the week both hitting it to 19" from the hole.
- While Andrew Putnam missed the green in both Rounds 1 and 2, he walked away with birdie both days by holing out from 5 and 14 yds off the green.

6

PAR 4

393

360

360

333

269

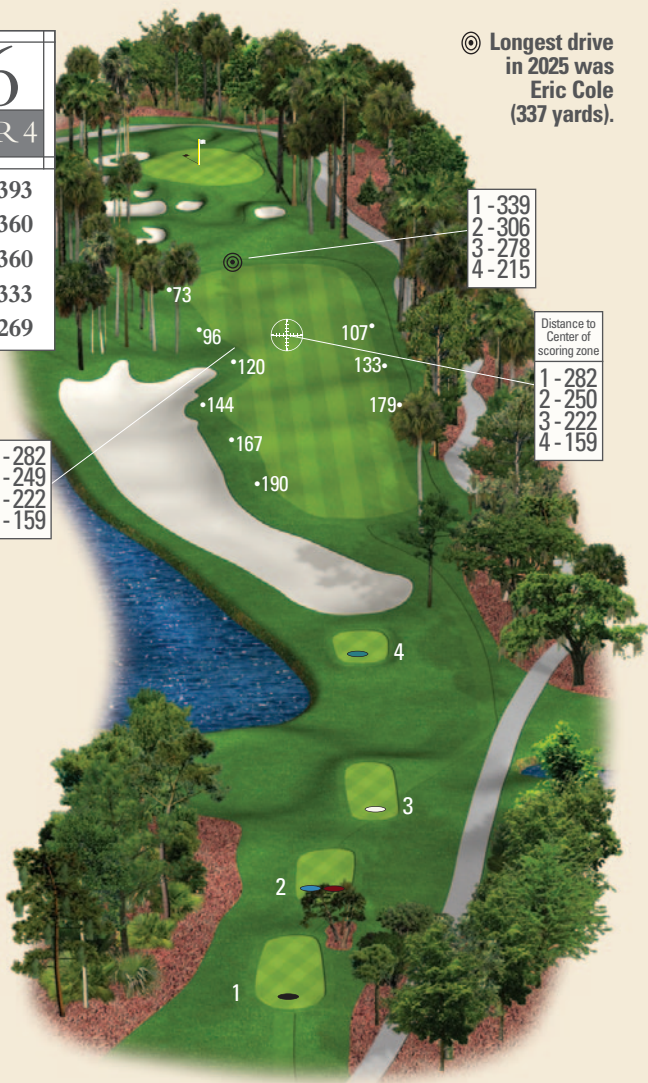
🎯 Longest drive in 2025 was Eric Cole (337 yards).

1-339
2-306
3-278
4-215

Distance to Center of scoring zone

1-282
2-250
3-222
4-159

1-282
2-249
3-222
4-159



HOLE SEVEN

DIFFICULTY RANK	10
TOURNAMENT YARDAGE	450
SCORING AVERAGE	4.046
EAGLES	1
BIRDIES	74
PARS	272
BOGEYS	73
DOUBLE BOGEYS +	11

Depth = 34



Line of play from middle of target zone.



70% of tee shots in THE PLAYERS were in this 30-yard-deep zone.

- 59.1% of tee balls found the fairway on Hole 7 for the week.
- After a 307 yard drive, Vince Whaley holed his second shot from the right fairway for eagle from 144 yds out in Round 1.
- 56% of players saved par from the green side bunkers with Alex Smalley holing out for birdie from the right green side bunker in Round 3.

7	
PAR 4	
451	
407	
382	
382	
329	

Distance to Center of scoring zone	
1 -	297
2 -	257
3 -	227
4 -	162

1 -	355
2 -	311
3 -	287
4 -	221

1 -	331
2 -	286
3 -	261
4 -	195

© Longest drive
in 2025 was
Maverick McNealy
(337 yards).



HOLE EIGHT

DIFFICULTY RANK	3	HOLES IN ONE	0
TOURNAMENT YARDAGE	236	BIRDIES	37
SCORING AVERAGE	3.216	PARS	275
GREENS IN REGULATION	42.7%	BOGEYS	109
AVG DISTANCE TO HOLE	30' 2"	DOUBLE BOGEYS +	10

Had the fewest birdies in 2023 against all other par-3's.

Depth = 36



- Ryan Gerard hit the green all four days and holed 15 and 27 footer's for birdie to play the demanding Hole 8 two under for the week.
- Both Sungjae Im and Max Greyserman had the longest putts made at 36' 6" both for birdies in Round 2.
- There were only 6 three putts for the week on Hole 8 in 2025.

8

PAR 3

237


195

168

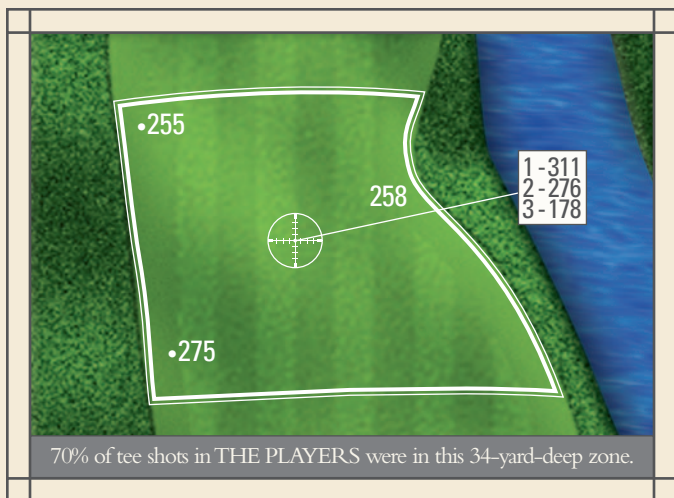
168

121



HOLE NINE		
DIFFICULTY RANK	15	
TOURNAMENT YARDAGE	601	
SCORING AVERAGE	4.782	
EAGLES	7	
BIRDIES	145	
PARS	218	
BOGEYS	57	
DOUBLE BOGEYS +	4	

Line of play from middle of target zone. . .



- Out of the 7 eagles for the week in 2025, four of them came from players holing out off the green.
- For the week only 22 players hit the green in with their second shot with Kevin Yu hitting the closest for the week at 3' 5" in Round 1.
- Alejandro Tosti rolled in the longest putt of the week on Hole 9 at 39' 4" and was for eagle.

9

PAR 5

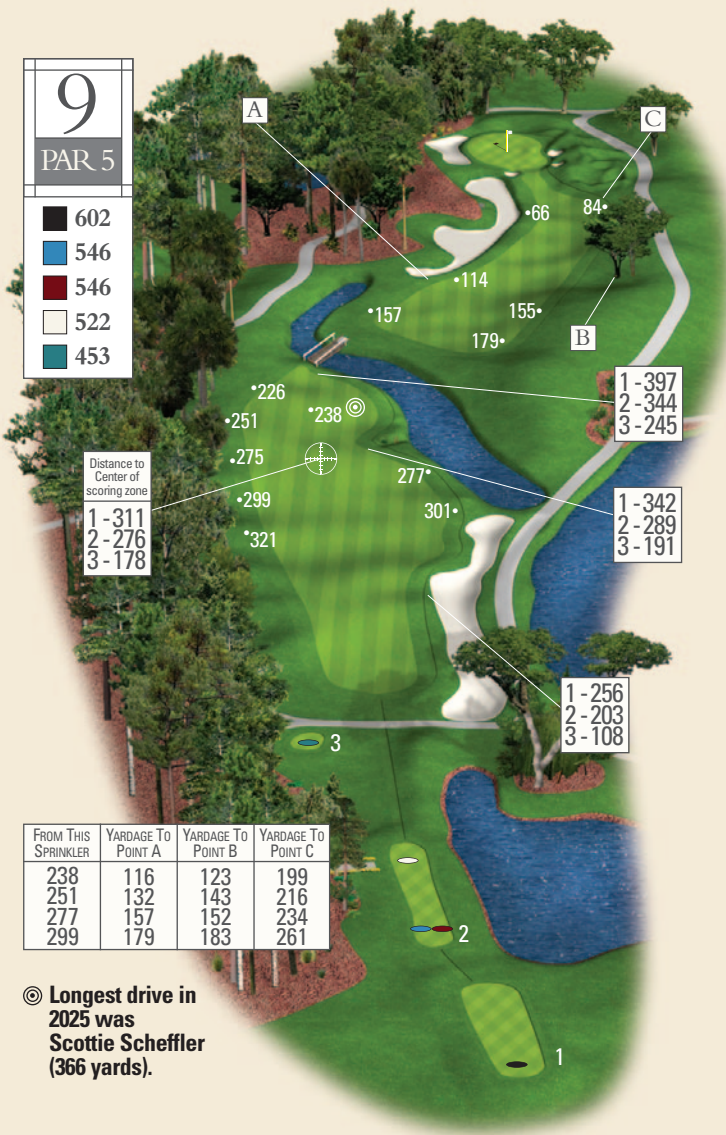
602

546

546


522

453

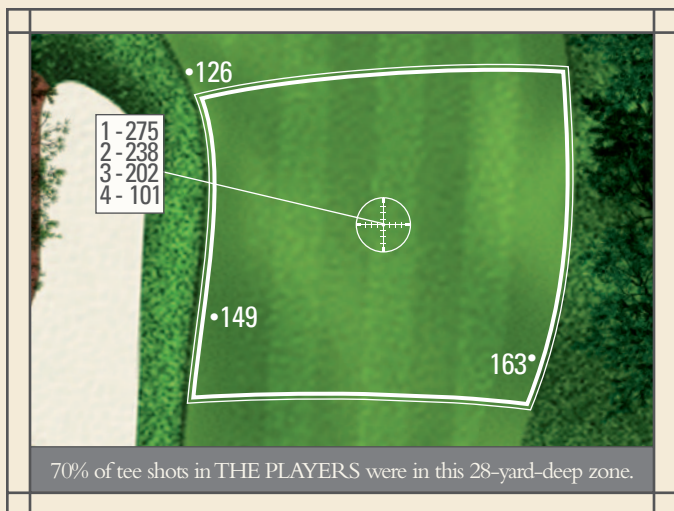


FROM THIS SPRINKLER	YARDAGE TO POINT A	YARDAGE TO POINT B	YARDAGE TO POINT C
238	116	123	199
251	132	143	216
277	157	152	234
299	179	183	261

© Longest drive in 2025 was Scottie Scheffler (366 yards).

HOLE TEN		Depth = 38
DIFFICULTY RANK	13	
TOURNAMENT YARDAGE	419	
SCORING AVERAGE	4.019	
EAGLES	1	
BIRDIES	84	
PARS	270	
BOGEYS	63	
DOUBLE BOGEYS +	13	

Line of play from middle of target zone. . .



- With holes 10 and 1 being mirror images of each other, the tenth played a touch easier with 17 more birdies for the week.
- 67% of the players hit the fairway of the tee for the week on Hole 10 vs only 49% on Hole 1 in 2025.
- Eventual champion Rory McIlroy played Hole 10 two under for the week, including a chip in for birdie in round 2.

10

PAR 4

424

392

392

351

247

1 - 315
2 - 278
3 - 242
4 - 141

Distance to
Center of
scoring zone


1 - 275
2 - 238
3 - 202
4 - 101

© Longest drive
in 2025 was
Alex Smalley
(313 yards).

HOLE ELEVEN

DIFFICULTY RANK	16
TOURNAMENT YARDAGE	573
SCORING AVERAGE	4.780
EAGLES	5
BIRDIES	155
PARS	209
BOGEYS	54
DOUBLE BOGEYS +	8

Depth = 35



Line of play from middle of target zone. .

1 - 306
2 - 266
3 - 217
4 - 143

•224

238•

•265

259•

70% of tee shots in THE PLAYERS were in this 30-yard-deep zone.

- There were 5 total eagles made for the week on Hole 11, including a green side bunker hole out from Jordan Speith in Round 1.
- Beau Hossler recorder the longest putt made for the week draining a 36' 9" for birdie in Round 4.
- 9.5% of the players going for the green in two landed on the surface resulting in 38 birdies and 4 eagles.

11

PAR 5

558

519

469

469

395

1 - 324
2 - 284
3 - 235
4 - 141

Distance to
Center of
scoring zone

1 - 306
2 - 266
3 - 217
4 - 143


	FROM THIS SPRINKLER	YARDAGE TO POINT A	YARDAGE TO POINT B	YARDAGE TO POINT C
1	232	105	154	138
2	245	128	177	157
3	266	152	200	177
4	285	159	209	197

© Longest drive in 2025 was
Max Greysenman (335 yards).

HOLE TWELVE

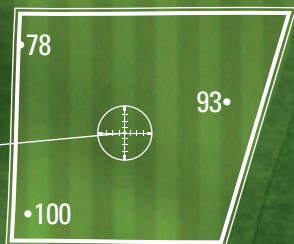
DIFFICULTY RANK	14
TOURNAMENT YARDAGE	365
SCORING AVERAGE	3.868
EAGLES	0
BIRDIES	98
PARS	294
BOGEYS	37
DOUBLE BOGEYS +	2

Depth = 39



Line of play from middle of target zone. . .

1 - 285
2 - 255
3 - 209
4 - 144



70% of tee shots in THE PLAYERS were in this 48-yard-deep zone.

- 13 players drove the drivable 12th green for the week including Cameron Young's 361 yd bomb setting up an easy 2 putt birdie!
- With the 12th only playing 326 yds in Round 3, 90% of the players went for the green off the tee and 19% of those found the green.
- There were only 5 three putts for the week on Hole 12.

12

PAR 4

369

332

332

296

243

1 - 324
2 - 289
3 - 239
4 - 174

1 - 221
2 - 185
3 - 135
4 - 71

Distance to
Center of
scoring zone

1 - 285
2 - 255
3 - 209
4 - 144

61.

84.

•54

•77

•100

•122

•145

104.

124.

146.

168.

1 - 285
2 - 250
3 - 200
4 - 139

4

3


2

1

Longest drive in
2025 was
Cameron Young
(361 yards).


HOLE THIRTEEN			
DIFFICULTY RANK	7	EAGLES	1
TOURNAMENT YARDAGE	183	BIRDIES	53
SCORING AVERAGE	3.104	PARS	292
GREENS IN REGULATION	55.8%	BOGEYS	70
AVG DISTANCE TO HOLE	27' 9"	DOUBLE BOGEYS +	15

There were twenty three 3-putts in 2023.



Depth = 28

There were twenty three 3-putts in 2023.



Depth = 28

- “The Captain” Keegan Bradley made a HOLE IN ONE in Round 3 with his 7 iron landing in the middle of the green, bouncing a couple of times and rolled in.
- Coming in second for closest to the pin was Tommy Fleetwood hitting it to 1’ 4” in Round 4.
- Ben Griffin made the longest putt on Hole 13, rolling in a 46’ 6” bomb for birdie.

13

PAR 3

181

156

156

141

109



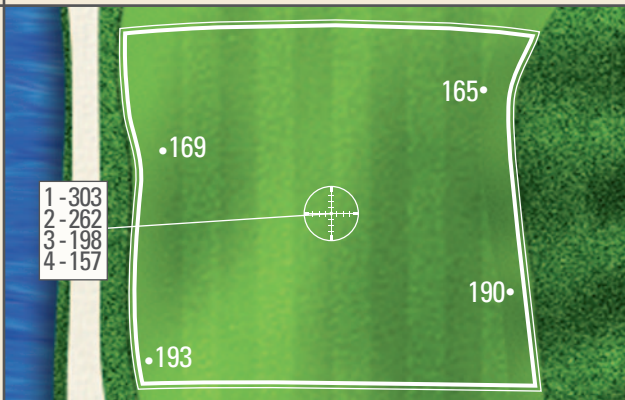
HOLE FOURTEEN

DIFFICULTY RANK	1
TOURNAMENT YARDAGE	485
SCORING AVERAGE	4.276
EAGLES	0
BIRDIES	43
PARS	261
BOGEYS	103
DOUBLE BOGEYS +	24

Depth = 35



Line of play from middle of target zone. . .



70% of tee shots in THE PLAYERS were in this 30-yard-deep zone.

- The first hardest hole in 2025 PLAYERS, hole 14 gave up the 2nd fewest birdies , 43 2nd behind the 8th hole with only 37 birdies.
- 66.125 % of players found the fairway off the tee and 47.5 % hit the green in regulation.
- Rory McIlroy hit the fairway 50 % of the time on hole 14 making par in the 1st round, birdie in the 2nd round, par in the 3rd round and bogey in the final round.

14

PAR 4

481

436

377

377

334

1-354
2-316
3-248
4-207

*146

*169

*193

*216

*237

51°

.70

.94

89.

129.

190°

1-322
2-284
3-215
4-174

Distance to
Center of
scoring zone

1-303
2-262
3-198
4-157


4

3

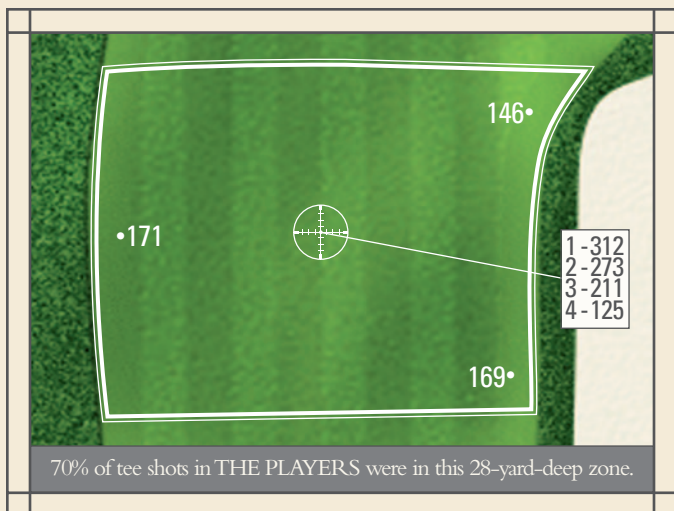
2

1

© Longest drive in
2025 was
Jackson Suber
(364 yards).

HOLE FIFTEEN		
DIFFICULTY RANK	8	
TOURNAMENT YARDAGE	470	
SCORING AVERAGE	4.074	
EAGLES	0	
BIRDIES	57	
PARS	299	
BOGEYS	62	
DOUBLE BOGEYS +	13	

Line of play from middle of target zone. . .



- There were 12 - 3 putts and 2- 4 putts on Hole 15 in 2025.
- All but one of them had reached the green in regulation, so resulting from a birdie putt to walking off with bogey or worse.
- Rory McElroy parred the 15th hole all 4 rounds.

15

PAR 4

470

421

396

396

288

1-352
2-312
3-253
4-173

Distance to
Center of
scoring zone

1-312
2-273
3-211
4-125

🎯 Longest drive
in 2025 was
Trey Mullinax
(360 yards).



HOLE SIXTEEN

DIFFICULTY RANK	18
TOURNAMENT YARDAGE	537
SCORING AVERAGE	4.673
EAGLES	13
BIRDIES	174
PARS	198
BOGEYS	34
DOUBLE BOGEYS +	12

Depth = 34



Line of play from middle of target zone. . .



70% of tee shots in THE PLAYERS were in this 32-yard-deep zone.

- Hole 16 continued to play as the easiest hole of the tournament with the most eagles and birdies by far for 2025.
- Patrick Cantlay gained just under 2 strokes on the field tee to green on hole 16.
- One of the eagles made was the longest made putt by Chris Kirk in the first round from 63' 3" of the 2025 PLAYERS on hole 16.

16

PAR 5

523

486

486

470

410

1 - 375
2 - 333
3 - 302
4 - 263


1 - 279
2 - 237
3 - 204
4 - 160

Distance to
Center of
scoring zone

1 - 292
2 - 253
3 - 219
4 - 181

© Longest drive
in 2025 was
Aldrich Potgieter
(345 yards).

HOLE SEVENTEEN			
DIFFICULTY RANK	6	HOLES IN ONE	0
TOURNAMENT YARDAGE	141	BIRDIES	69
SCORING AVERAGE	3.111	PARS	281
GREENS IN REGULATION	68.3%	BOGEYS	53
AVG DISTANCE TO HOLE	25' 8"	DOUBLE BOGEYS +	28



- Justin Lower holed out for par from the drop zone in the first round after his first shot found the water.
- The 2025 Players Championship yielded zero aces on the iconic island green at TPC Sawgrass, a compared to the previous year ace by Ryan Fox in the 1st round.
- On the 17th hole the longest putt of 53 feet 6 inches was made by Byeong Hun An in the third round.

17

PAR 3

141


128

128

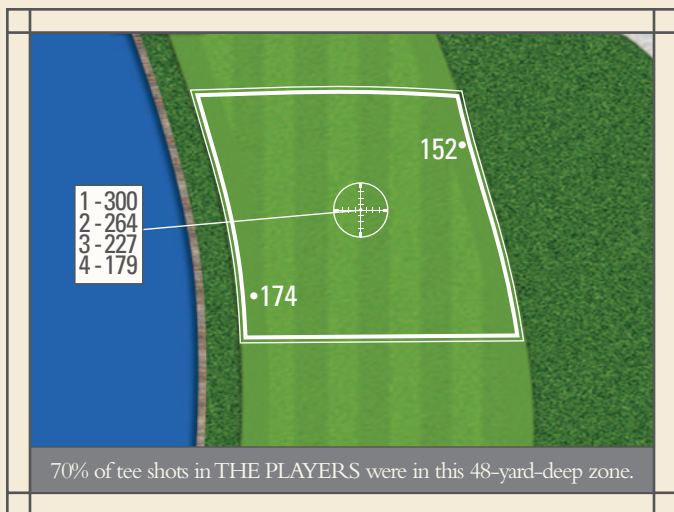
115

92



HOLE EIGHTEEN		 <p>Depth = 38</p>
DIFFICULTY RANK	2	
TOURNAMENT YARDAGE	462	
SCORING AVERAGE	4.258	
EAGLES	1	
BIRDIES	50	
PARS	251	
BOGEYS	102	
DOUBLE BOGEYS +	27	

Line of play from middle of target zone. . .



- Hole 18 played as the 2nd hardest hole in the tournament.
- There was one eagle in the PLAYERS 2025 on 18 by Harris English from 181 yards with an 8 iron.
- Justin Thomas delivered a 2nd round tying the course record with a 10 under 62, which included 11 birdies. However, his round concluded with a bogey on the 18th hole, showing the hole's potential to disrupt even stellar performances.

18

PAR 4

462

426

426

387

336

Distance to
Center of
scoring zone

1 - 300

2 - 264

3 - 227

4 - 179

65°

.85

111°

109°

.129

152°

174

196°

218°

219

238°

240

258°

263

279°

4

3

2

1

© Longest drive in
2025 was
Beau Hossler
(359 yards).

Join Us After Your Round

Open daily for Breakfast, Lunch and Dinner
Happy Hour: Monday - Friday 4:30-6:30pm
Dining Reservations (904) 273-3238



Hole							Handicap					
Hole	The Players	Blue	B & W Blended	White	W & G Blended	Green			Handicap:M	Par	Handicap:W	
1	423	394	360	360	360	292			11	4	11	
2	532	507	507	469	469	381			15	5	1	
3	177	160	160	134	134	97			17	3	17	
4	384	359	359	324	263	263			9	4	5	
5	471	446	422	422	360	360			3	4	7	
6	393	360	360	333	333	269			13	4	13	
7	451	407	382	382	329	329			1	4	9	
8	237	195	168	168	168	121			7	3	15	
9	602	546	546	522	453	453			5	5	3	
Out	3670	3374	3264	3114	2869	2565				36		
10	424	392	392	351	247	247			12	4	10	
11	558	519	469	469	395	395			8	5	2	
12	369	332	332	296	296	243			16	4	14	
13	181	156	156	141	141	109			18	3	18	
14	481	436	377	377	334	334			4	4	12	
15	470	421	396	396	396	288			6	4	8	
16	523	486	486	470	410	410			10	5	4	
17	141	128	128	115	115	92			14	3	16	
18	462	426	426	387	336	336			2	4	6	
In	3609	3296	3162	3002	2670	2454				36		
Tot	7279	6670	6426	6116	5539	5019				72		
							HCP					
							NET					

TPC SAWGRASS
Home of THE PLAYERS

110 Championship Way, Ponte Vedra Beach, Florida 32082
tel: 904.273.3235 fax: 904.285.7970 tpc.com/sawgrass